



**Follow Fast**<sup>®</sup>  
TRACKING SOLUTIONS

## **USER GUIDE**

### **Quick start**

Bluetooth Smart Tracker

*Make life easy and never lose anything!*

Thanks for buying !

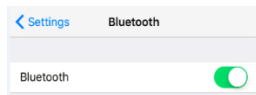
# Getting started

## 1. Get the app




Please download our app “FollowFast” from app store (Apple) or google play (Android).

## 2. Turn on Bluetooth



Make sure that Bluetooth on your phone is on. Please go to Settings – Bluetooth.

## 3. Please click on “Add new” (+) in the app



## 4. Pair Follow Fast ® to your phone



1. Make sure to turn on your phone's Bluetooth.
2. Hold Follow Fast ® close to your phone.
3. Push the button on Follow Fast ® until you hear a beep and the LED starts flashing.

# Functions

## 1. Find Follow Fast ®



As soon as your items will get out of range your phone will alarm you.

If Follow Fast ® is lost you can do following:

1. Consult the last disconnection location on the map.
2. Go to that location and use Bluetooth to find connection with Follow Fast ®.
3. Once you are close tap the ring icon in the app: Follow Fast ® will beep and a red led will flash.

## 2. Find your phone



When Follow Fast ® is connected to your phone; hold the Follow Fast ® button and your phone will sound an alert. Even if it's on silent.

## 3. Fix a location and find your way back




You can fix a location and find it easily back with our app. Even if not connected to 3G/4G. We make maps easy to use!

## 4. Network search



If you lost an item our Follow Fast ® network might find it.

## 5. Camera remote for your phone



The button on Follow Fast ® can be used as the remote control for the camera of your phone.

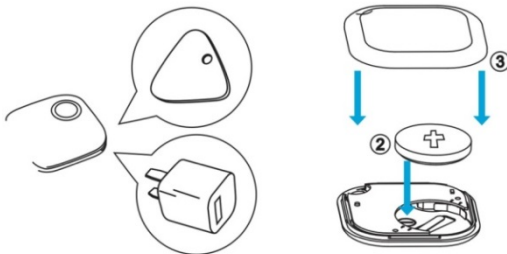
# Change battery

## 1. Know Follow Fast ®



1. Strap hole
2. Button (Pairing with phone, wake up device, call phone, camera remote)
3. Notch
4. LED light

## 2. Change battery



1. Open Follow Fast ® via the notch on the side. You can use the little plastic piece that is delivered, the pin of the charger or another small device to open it.
2. Replace the old battery and put a new one.
3. After putting the cover back, please press the button to connect Follow Fast ® again to your phone.